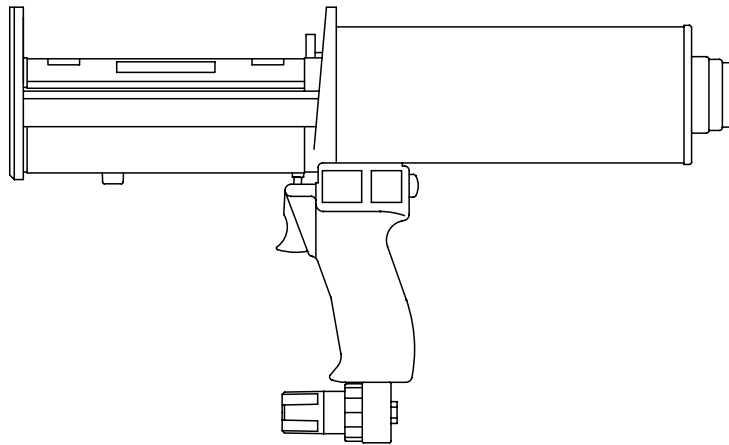


# MIXPAC System 400

Patents Granted & Pending

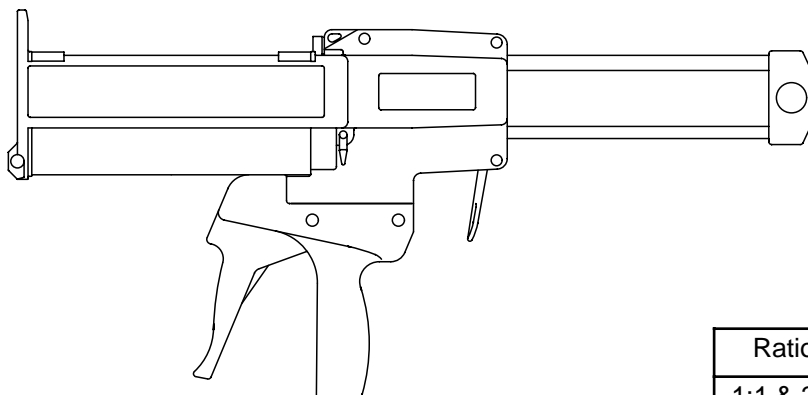
System Information 400-IA  
June 2002

## Dispensers - Pneumatic



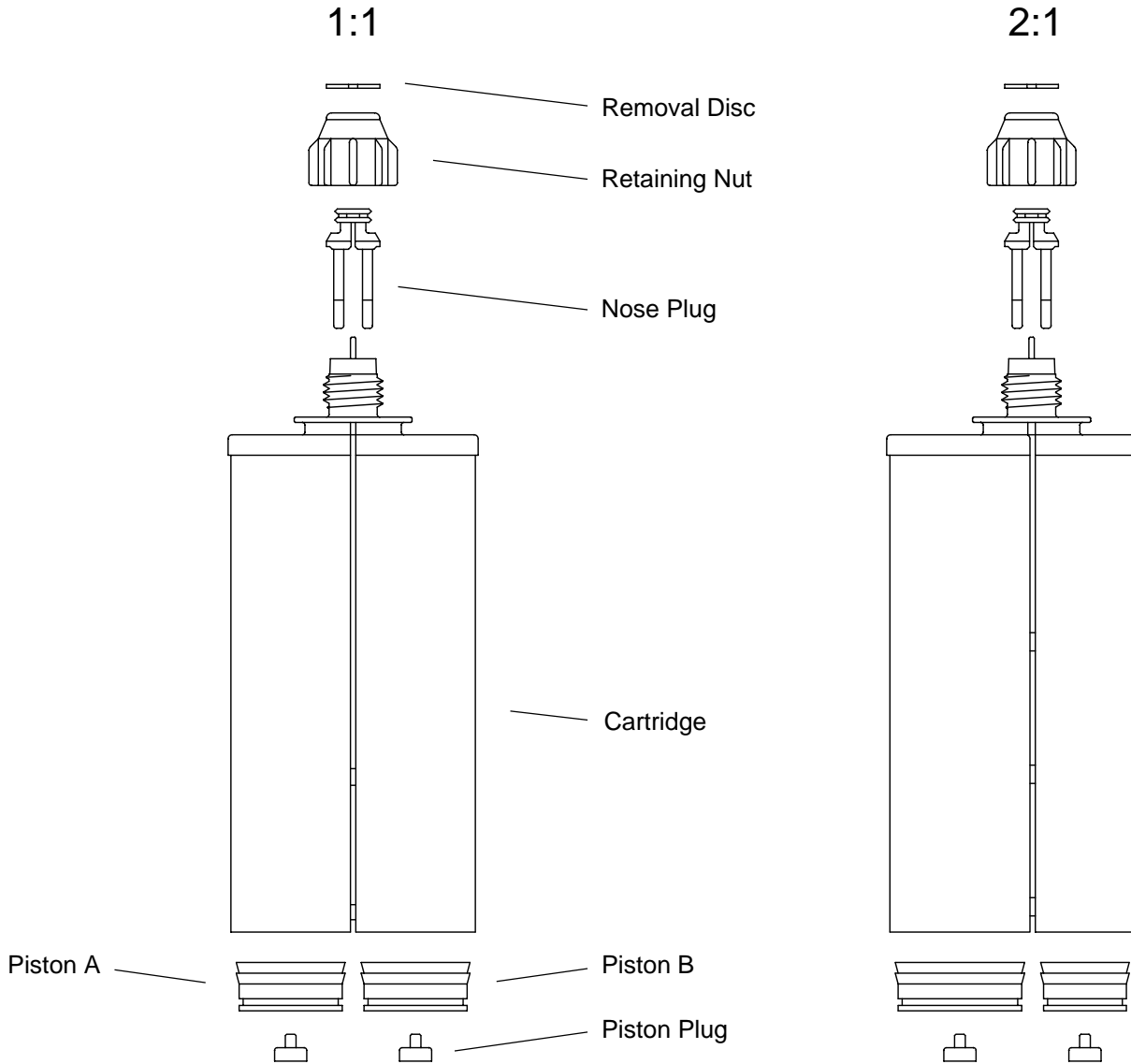
Ratio	Operating Pressure	Part Number
1:1 & 2:1	73 psi	DP 400-85-01
4:1	73 psi	DP 400-85-04
10:1	73 psi	DP 400-85-10

## Dispensers - Manual



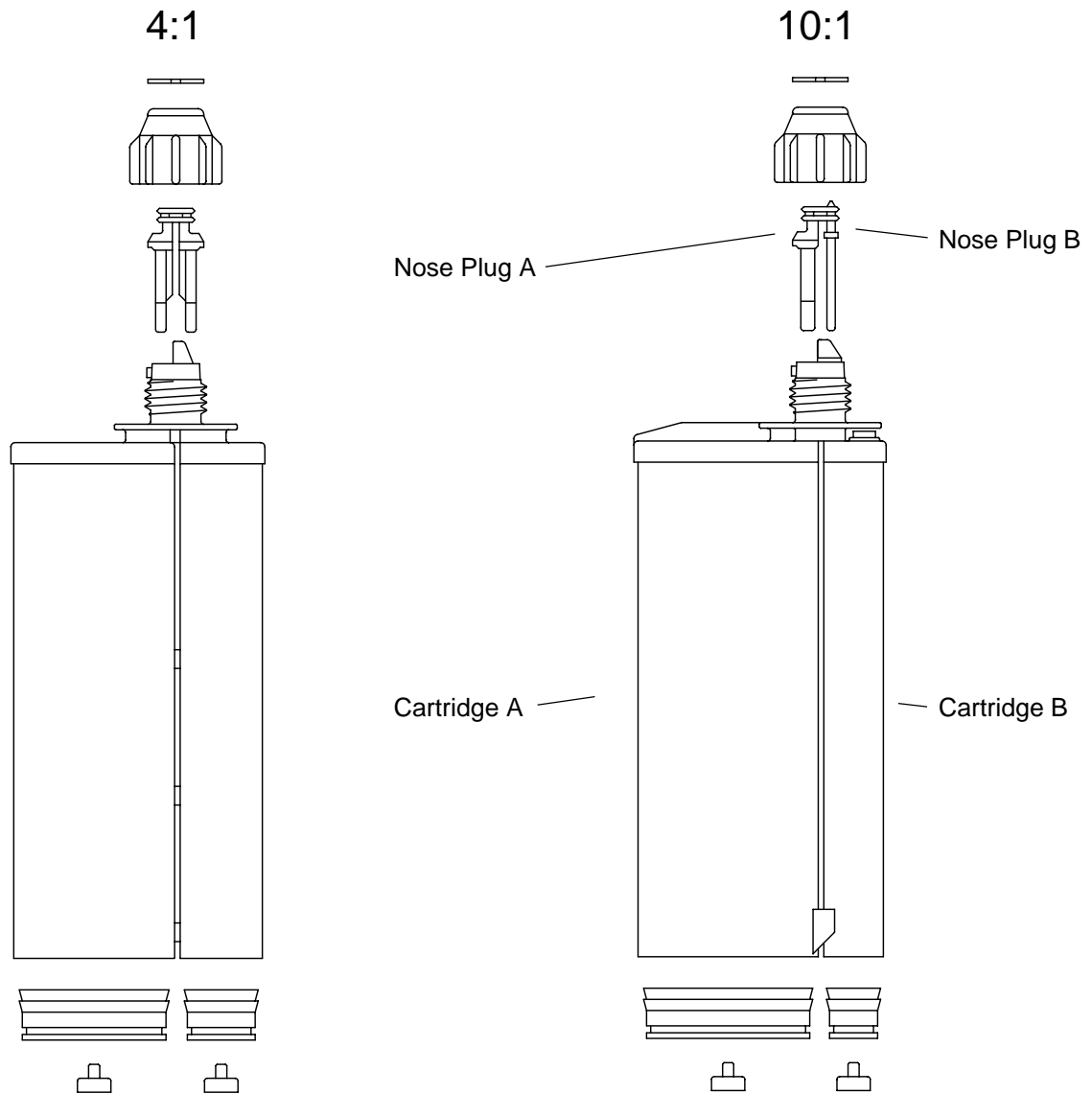
Ratio	Part Number
1:1 & 2:1	DM 400-01
4:1	DM 400-04
10:1	DM 400-10

# Cartridge System 400



Volumetric Ratio	1:1		2:1	
Capacity (max.)	395 ml		400 ml	
Material of Construction	PP	PA6 (Nylon)	PP	
Cartridge	CD 400-01-14	CD 401-01-18	CD 400-02-14	
Piston A	PA 420-01-11	PA 421-01-28	PA 420-02-11	
Piston B	(Piston A & B)	(Piston A & B)	PB 420-02-11	
Piston Plug	PP 001-21	PP 001-21	PP 001-21	
Nose Plug	SL 002-01-23	SL 002-01-24	SL 002-01-23	
Retaining Nut (Nom. Dia. 3/16" to 3/8")	UM 10-PP	UM 10-PP	UM 10-PP	
Retaining Nut (Nom. Dia. 1/2" only)	UM 13-PP	UM 13-PP	UM 13-PP	
Removal Disc	RD 001-00	RD 001-00	RD 001-00	

\* 10:1 only: Cartridge and Nose Plug each consist of part A & B  
 \*\* Material: Polyester (PBT) / Nylon (PA6)



Volumetric Ratio	4:1		10:1 *	
Capacity (max.)	415 ml		490 ml	
Material of Construction	PP		PP	PBT/PA6 **
Cartridge A *	CD 400-04-14		CA 400-10-14	CA 403-10-06
Cartridge B *			CB 400-10-14	CB 401-10-18
Piston A	PA 420-04-11		PA 420-10-11	PA 421-10-28
Piston B	PB 420-04-11		PB 420-10-11	PB 421-10-28
Piston Plug	PP 001-21		PP 001-21	PP 001-21
Nose Plug A *	SL 002-04-23		SA 402-10-23	SA 402-10-24
Nose Plug B *			SB 402-10-23	SB 402-10-24
Retaining Nut (Nom. Dia. 3/16" to 3/8")	UM 10-PP		UM 10-PP	UM 10-PP
Retaining Nut (Nom. Dia. 1/2" only)	UM 13-PP		UM 13-PP	UM 13-PP
Removal Disc	RD 001-00		RD 001-00	RD 001-00

# Mixers

## MC - Style for Ratios 1:1 & 2:1

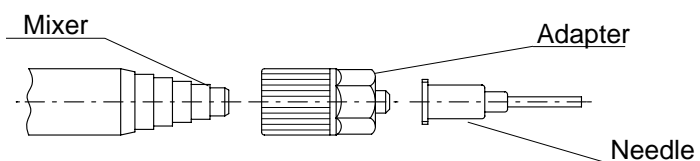
Nominal I.D. inch	Inner Dia. I.D. inch	Outer Dia. O.D. inch	Length L inch	Approx. Content Vol. ml	Number of Elements	Part Number
3/16	.197	.315	4.72	2.1	18	MC 05-18
3/16	.197	.315	5.87	2.3	24	MC 05-24
3/16	.197	.315	7.40	2.8	32	MC 05-32
1/4	.248	.394	5.87	3.6	18	MC 06-18
1/4	.248	.394	7.32	4.2	24	MC 06-24
1/4	.248	.394	9.25	6.6	32	MC 06-32
5/16	.315	.472	6.93	6.7	18	MC 08-18
5/16	.315	.472	8.78	8.5	24	MC 08-24
5/16	.315	.472	11.30	11.5	32	MC 08-32
3/8	.394	.551	8.42	12.3	18	MC 10-18
3/8	.394	.551	10.87	14.6	24	MC 10-24
3/8	.394	.551	13.86	21.8	32	MC 10-32
1/2	.512	.669	6.69	15.5	12	MC 13-12
1/2	.512	.669	9.09	21.0	18	MC 13-18
1/2	.512	.669	11.53	27.3	24	MC 13-24
1/2	.512	.669	14.92	35.4	32	MC 13-32

## MCX - Style for Ratios 4:1 & 10:1

5/16	.315	.472	7.16	6.4	18	MCX 08-18
5/16	.315	.472	9.05	9.3	24	MCX 08-24
3/8	.394	.551	6.14	9.6	12	MCX 10-12
3/8	.394	.551	8.46	11.9	18	MCX 10-18
3/8	.394	.551	10.83	16.2	24	MCX 10-24
1/2	.512	.669	7.56	11.6	12	MCX 13-12

## Luer Lock Adapters

(for Mixers Nominal Dia. 3/16" to 3/8" only)



Mixer Nom. Diameter	Part Number	Color
3/16"	LA 05-00	white
1/4" & 5/16"	LA 06-08	grey
3/8"	LA 10-00	black